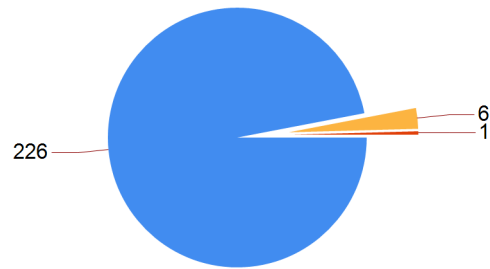


Year 11 Activity Survey Analysis

St Michaels C of E High School

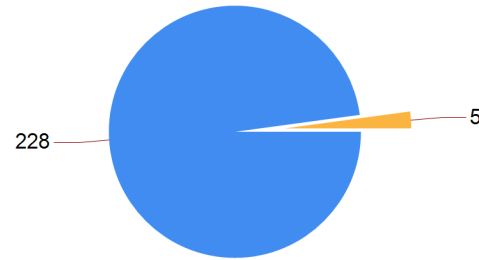
Meeting the Duty to Participate

	No. of Clients	%
Meeting the Duty to Participate	226	97.0%
Not Participating	6	2.6%
Temporary Break from Learning	1	0.4%
Total	233	



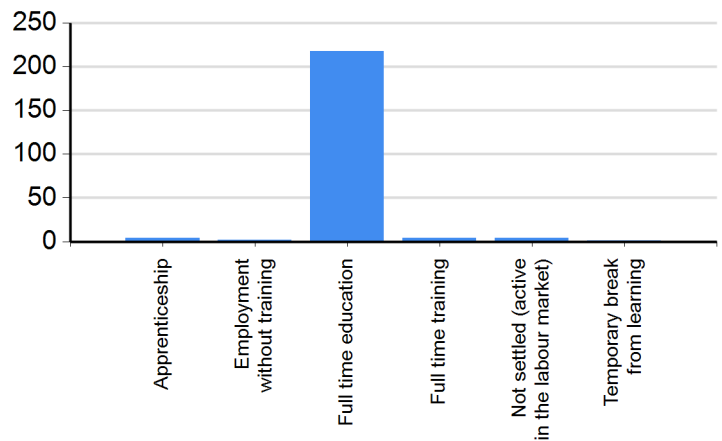
NEET Outcomes

	No. of Clients	%
EET	228	97.9%
NEET	5	2.1%
Total	233	



DfE Destination Groups

	No. of Clients	%
Apprenticeship	4	1.7%
Employment without training	2	0.9%
Full time education	218	93.6%
Full time training	4	1.7%
Not settled (active in the labour market)	4	1.7%
Temporary break from learning	1	0.4%
Total	233	



List of Destinations

	No. of Clients	%
2.01 School Sixth Form	3	1.3%
2.03 Further Education	214	91.8%
2.05 Special Post-16 Institutions	1	0.4%
3.07 Apprenticeships	4	1.7%
3.11 Employment with non-accredited training	2	0.9%
4.02 Study Programme	2	0.9%
4.05 Other training (private training organisation)	2	0.9%
5.01 Seeking employment - educ or trng only	4	1.7%
5.09 Illness	1	0.4%

Of those remaining in Sixth Form...

	No. of Clients	%
...chose to attend a different school	3	100.0%
Total	3	

Total	233
-------	-----

The above information has been compiled by Prospects Services on behalf of Sandwell MBC. Information required to create this report has been gathered from a number of sources. Prospects Services can accept no responsibility for any interpretation or action based on the information.