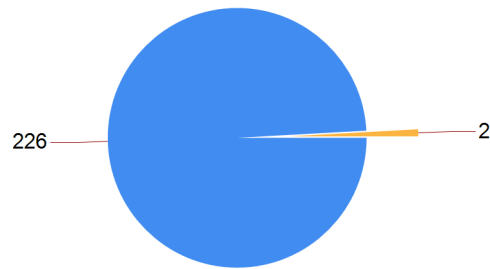


2020 Year 11 Activity Survey Analysis

St Michaels C of E High School

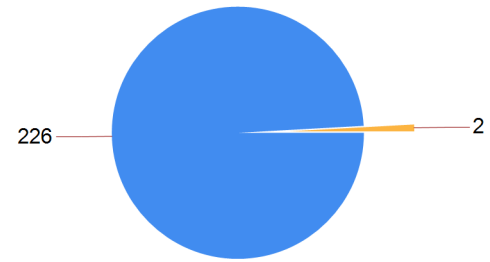
Meeting the Duty to Participate

	No. of Clients	%
Meeting the Duty to Participate	226	99.1%
Not Participating	2	0.9%
Total	228	



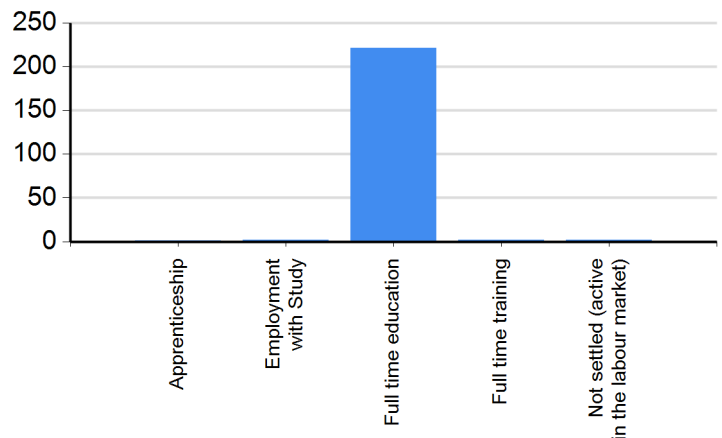
NEET Outcomes

	No. of Clients	%
EET	226	99.1%
NEET	2	0.9%
Total	228	



DfE Destination Groups

	No. of Clients	%
Apprenticeship	1	0.4%
Employment with Study	2	0.9%
Full time education	221	96.9%
Full time training	2	0.9%
Not settled (active in the labour market)	2	0.9%
Total	228	



List of Destinations

	No. of Clients	%
2.01 School Sixth Form	2	0.9%
2.02 Sixth Form College	2	0.9%
2.03 Further Education	216	94.7%
2.05 Independent Specialist Provider	1	0.4%
3.07 Apprenticeships	1	0.4%
3.08 Employment combined with accredited training/part time study	2	0.9%
3.02 Study Programme	2	0.9%
4.04 Those not yet ready for work or learning	1	0.4%
4.01 Seeking employment - educ or trng only	1	0.4%
Total	228	

Of those remaining in Sixth Form...

	No. of Clients	%
...chose to attend a different school	2	100.0%
Total	2	