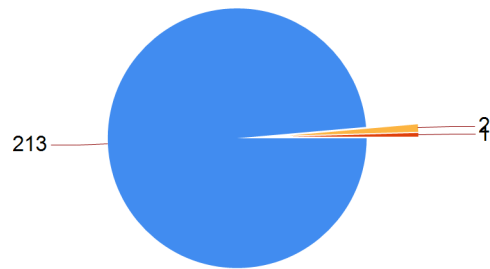


2019 Year 11 Activity Survey Analysis

St Michaels C of E High School

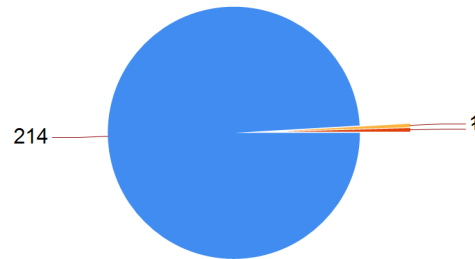
Meeting the Duty to Participate

	No. of Clients	%
Meeting the Duty to Participate	213	98.6%
Not Participating	2	0.9%
Temporary Break from Learning	1	0.5%
Total	216	



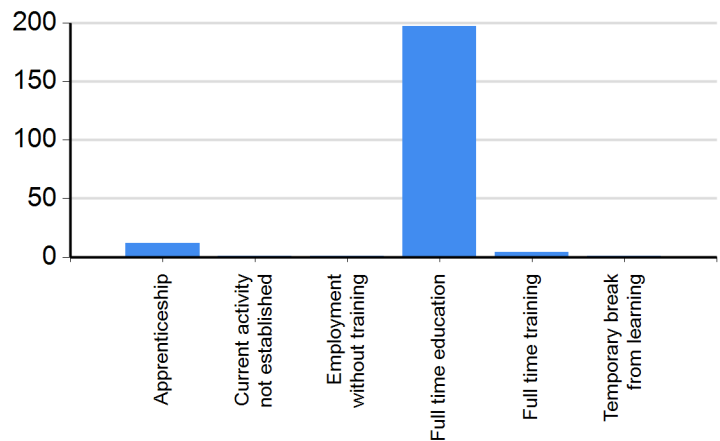
NEET Outcomes

	No. of Clients	%
EET	214	99.1%
NEET	1	0.5%
Not Known	1	0.5%
Total	216	



DfE Destination Groups

	No. of Clients	%
Apprenticeship	12	5.6%
Current activity not established	1	0.5%
Employment without training	1	0.5%
Full time education	197	91.2%
Full time training	4	1.9%
Temporary break from learning	1	0.5%
Total	216	



List of Destinations

	No. of Clients	%
2.01 School Sixth Form	38	17.6%
2.02 Sixth Form College	19	8.8%
2.03 Further Education	138	63.9%
2.05 Independent Specialist Provider	2	0.9%
3.07 Apprenticeships	12	5.6%
3.11 Employment with non-accredited training	1	0.5%
3.02 Study Programme	4	1.9%
4.09 Illness	1	0.5%
Year 11 Leaver Unknown(CCISONLY)	1	0.5%
Total	216	

Of those remaining in Sixth Form...

	No. of Clients	%
...chose to attend a different school	38	100.0%
Total	38	